



Monday, September 26, 2016

School District of Belleville
2016 Budget Hearing & Annual
Meeting





Mission The School District of Belleville is committed to providing all students with quality, personalized learning that prepares them to meet current and future challenges and opportunities of the 21st century.

Vision Every student will achieve success and graduate as a lifelong learner, globally competitive, and prepared for college, career and life.

Core Values We believe the best is yet to come for all our students and for the School District of Belleville. Toward that end, we believe in five central tenets related to the following:

Learning | Relationships | Respect | Excellence | Equity



District Goals

- Academic Achievement
- Safe and Secure Learning Environment
- Engagement and Communication



Academic Achievement

- Provide high quality instruction
- Review data to improve student achievement and close gaps
- Provide professional development and collaboration time for staff
- Align curriculum with standards
- Implement the three district initiatives



Safe and Secure Learning Environment

- Safety procedures reviewed annually
- A.L.I.C.E.
- Safety drills throughout the school year
- Prioritize drop-off/pick up student safety
- Secure school entrances



Engagement and Communication

- Develop a comprehensive communication plan
- Increase opportunities for parent engagement
- Provide advance communications about events/activities
- Timely communications on academic and social/emotional student progress
- Promote district successes and achievements



District Initiatives

- Project Lead the Way
- Partnerships in Comprehensive Literacy
- 1:1 Technology



Project Lead the Way

- PLTW is a component of STEM (Science, Technology, Engineering and Mathematics).
- This year we will expand and launch Project Lead The Way (PLTW) for grades K-12.
- PLTW offers an opportunity for students to discover new subject areas, engage with the community, and achieve their career and educational goals.
- As students progress through these courses, they will grow from learning the basics to having the ability to identify a problem and solve it.



Partnerships in Comprehensive Literacy

- The School District of Belleville is a certified, regional PCL Center.
- The PCL center works with districts throughout the State of WI to enhance both teachers' and students' educational experiences.
- The PCL model serves our school district by creating a culture that embraces ongoing professional development and collaborative work to engage students in a higher level of learning, resulting in higher student achievement.



1:1 Technology

- We are excited to continue and expand our One-to-One (1:1) Technology integration.
- The 1:1 Technology Plan opens doors for students to discover new information, become more engaged as learners in a world-wide community, and achieve success throughout their educational journey.
- The technology breakdown by grade is as follows:
 - 4K - 1st grade students have access to an iPad or Chromebook,
 - 2nd - 8th grade students are assigned their own Chromebook and
 - 9th - 12th grade students are assigned their own Chromebook that may be taken home with parental permission.



Budget Information

Final data still needed:

- Student FTE
- Property Valuation: October 1
- Equalization Aid: October 15



Estimates based on most current information

Data will change prior to formal adoption of budget at the end of October.

General Fund

GENERAL FUND	Audited 2014-15	Audited 2015-16	Budget 2016-17
Beginning Fund Balance	1,663,645.55	1,863,356.58	1,789,554.20
Ending Fund Balance	1,863,356.58	1,789,554.20	1,610,219.20
REVENUES & OTHER FINANCING SOURCES			
Transfers-In (Source 100)	0.00	44,434.65	0.00
Local Sources (Source 200)	4,313,612.65	4,381,606.19	4,048,953.00
Inter-district Payments (Source 300 + 400)	217,905.33	241,088.58	269,170.00
Intermediate Sources (Source 500)	1,117.33	0.00	0.00
State Sources (Source 600)	5,987,346.30	6,186,217.39	6,674,855.00
Federal Sources (Source 700)	137,111.45	118,795.02	126,781.00
All Other Sources (Source 800 + 900)	126,883.77	20,743.47	15,000.00
TOTAL REV & OTHER SOURCES	10,783,976.83	10,992,885.30	11,134,759.00
EXPENDITURES & OTHER FINANCING USES			
Instruction (Function 100 000)	5,288,239.09	5,399,116.44	5,350,143.00
Support Services (Function 200 000)	3,995,561.68	4,015,177.83	4,288,585.00
Non-Program Transactions (Function 400 000)	1,300,465.03	1,652,393.41	1,675,366.00
TOTAL EXPENDITURES & USES	10,584,265.80	11,066,687.68	11,314,094.00

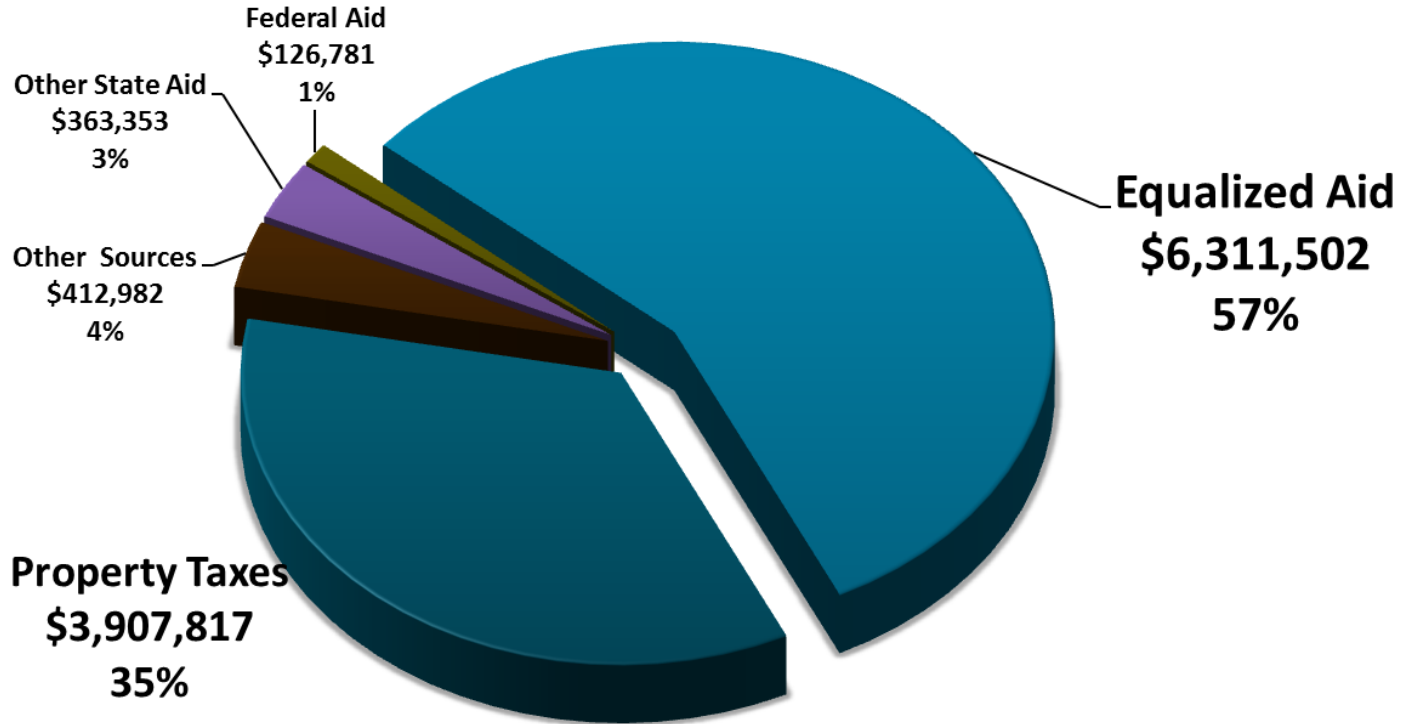
Longitudinal Data Revenue Limit Authority

				Belleville		350	▼
Revenue Limit calculation for that year.	2009-10	2010-11	2011-12	2012-13	2013-14	2014-15	2015-16
Part 1: Identify the Change in Resources to Explain							
Line 1 Base Revenue	\$9,701,290	\$9,622,504	\$9,699,893	\$9,232,783	\$9,759,634	\$9,925,943	\$10,000,115
Line 7 Max Rev Lim No Exemptions	\$10,058,205	\$9,868,147	\$9,241,076	\$9,188,519	\$9,923,438	\$10,000,115	\$10,202,342
Change to be Explained:	\$356,915	\$245,643	-\$458,817	-\$44,264	\$163,804	\$74,172	\$202,227
Change Due to the Per-Pupil Increase	\$192,200	\$195,400	-\$533,491	\$49,500	\$73,500	\$74,175	\$0
Change Due to Low Revenue Increase	\$0	\$0	\$0	\$0	\$0	\$0	\$0
Change Due to Membership	\$164,720	\$50,245	\$74,675	-\$93,760	\$90,304	\$0	\$202,227
Change Due to Line 7 Hold Harmless	\$0	\$0	\$0	\$0	\$0	\$0	\$0
Total Change Explained ****	\$356,920	\$245,645	-\$458,816	-\$44,260	\$163,804	\$74,175	\$202,227

Source: Department of Public Instruction

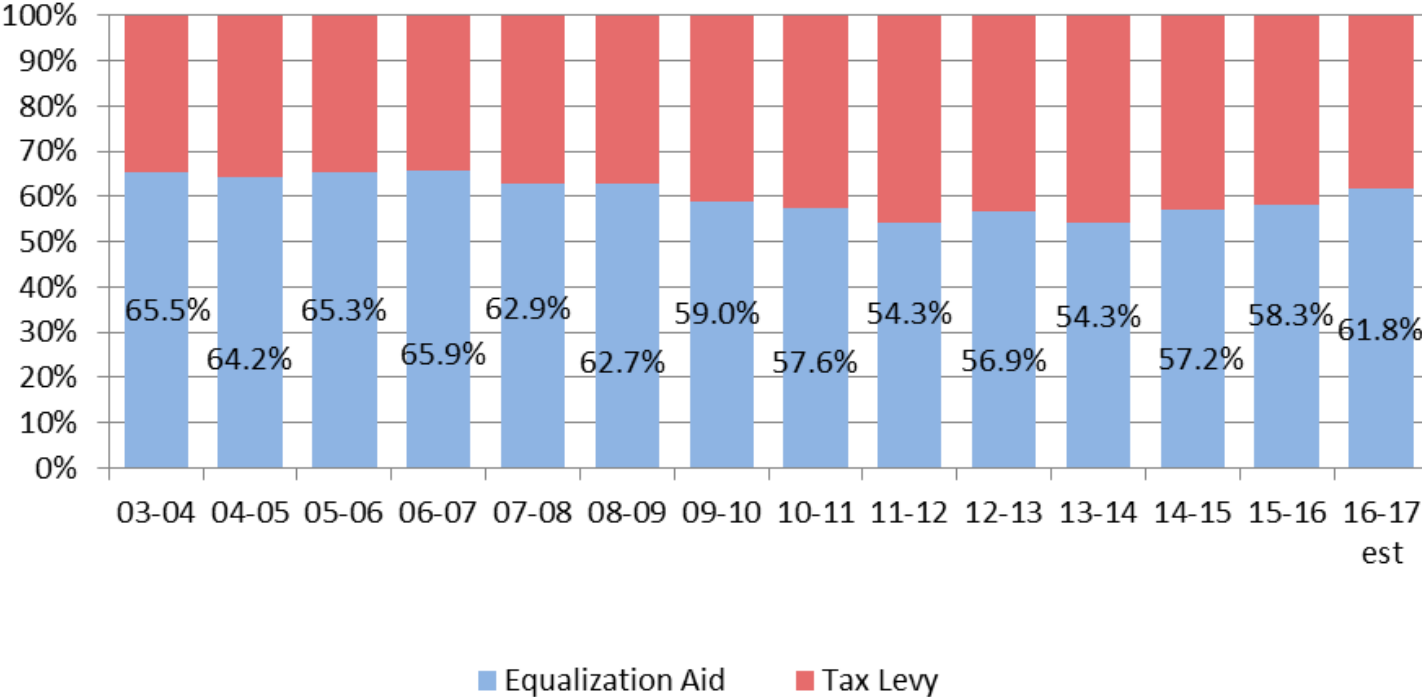


Proposed Fund 10 Revenues 2016-17

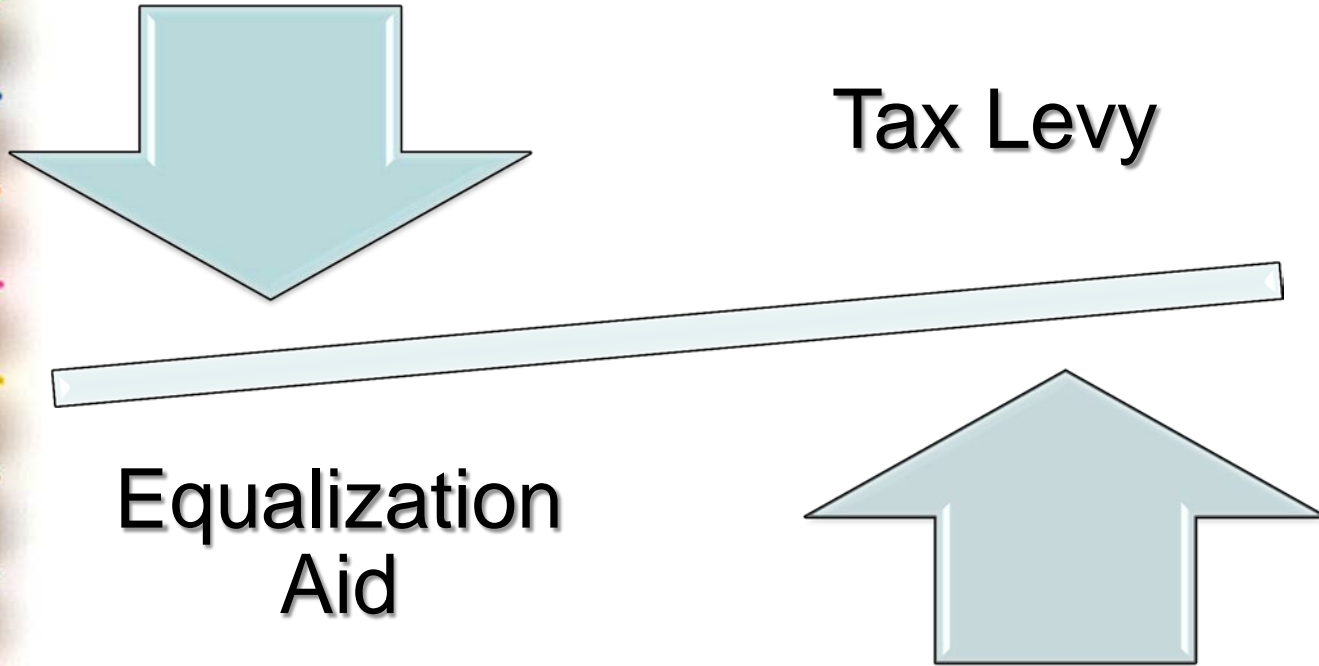




Revenue Limit / Aid Comparison

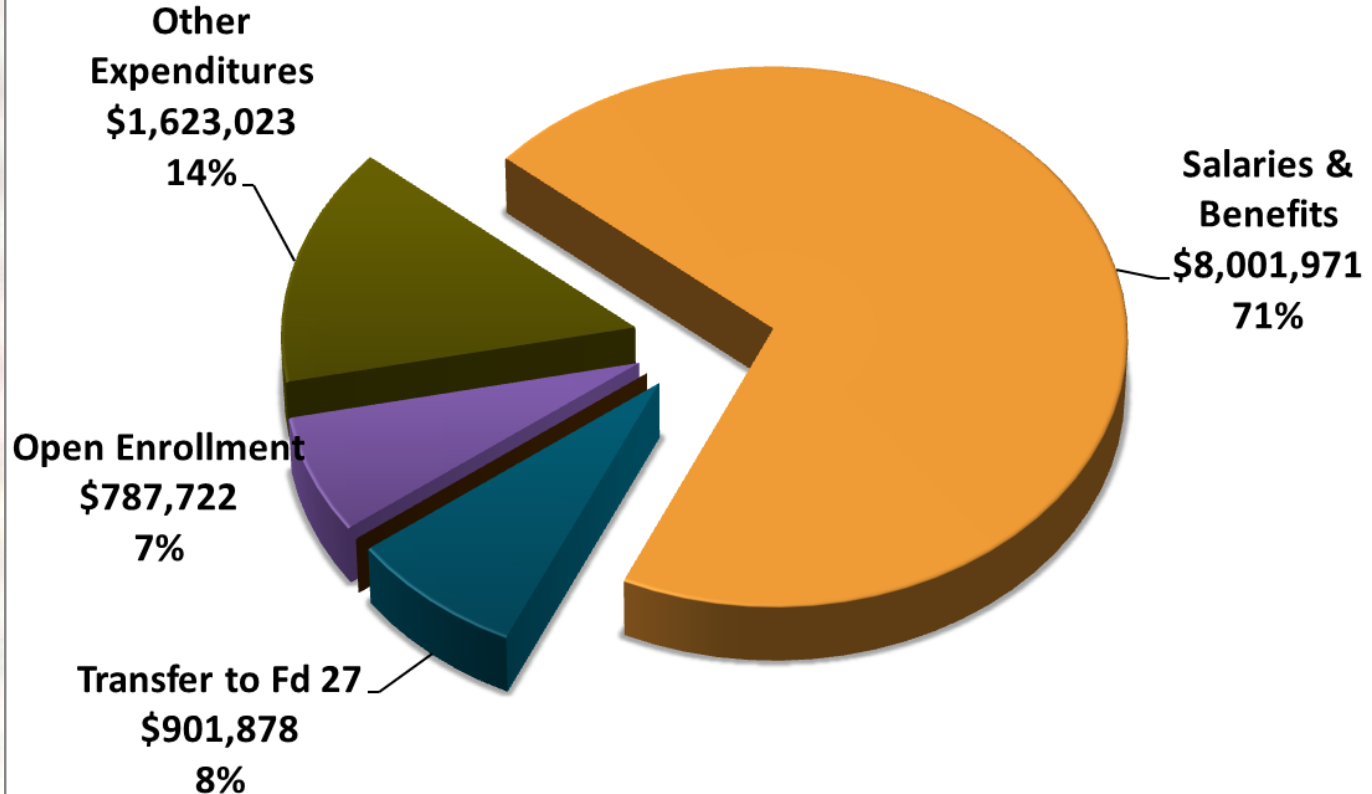


Equalization Aid Impact





Proposed Fund 10 Expenses 2016-17





20 16-17 Budget Highlights

Revenues

- \$100 per pupil categorical aid
- Uncertain if this will be approved again for 2017-18
- Increase in equalization aid = decrease in local levy

Expenditures

- Reduction 2 FTE due to class size
- Added .25 ELL
- Minor FTE modifications
- Increase in open enrollment costs due to legislative changes applying to special education
- Additional bus lease

Fund Balance

- Projecting 2016-17 deficit (\$180,000)
- Need to continue to monitor
 - Affects future:
 - Cash flow borrowing needs
 - Ability to address one-time needs
 - Bond Rating AA-



Debt Service

FUND 38 –NON-REFERENDUM DEBT

- Unfunded Liability will be paid off in 2018-2019
Annual payment \$71,200 will drop off
- Energy Exemption Note will be paid off in 2023-2024

FUND 39 – REFERENDUM DEBT

- High School debt paid off April 2016
- District proposing facility referendum with debt reduction in mind



Community Service Fund

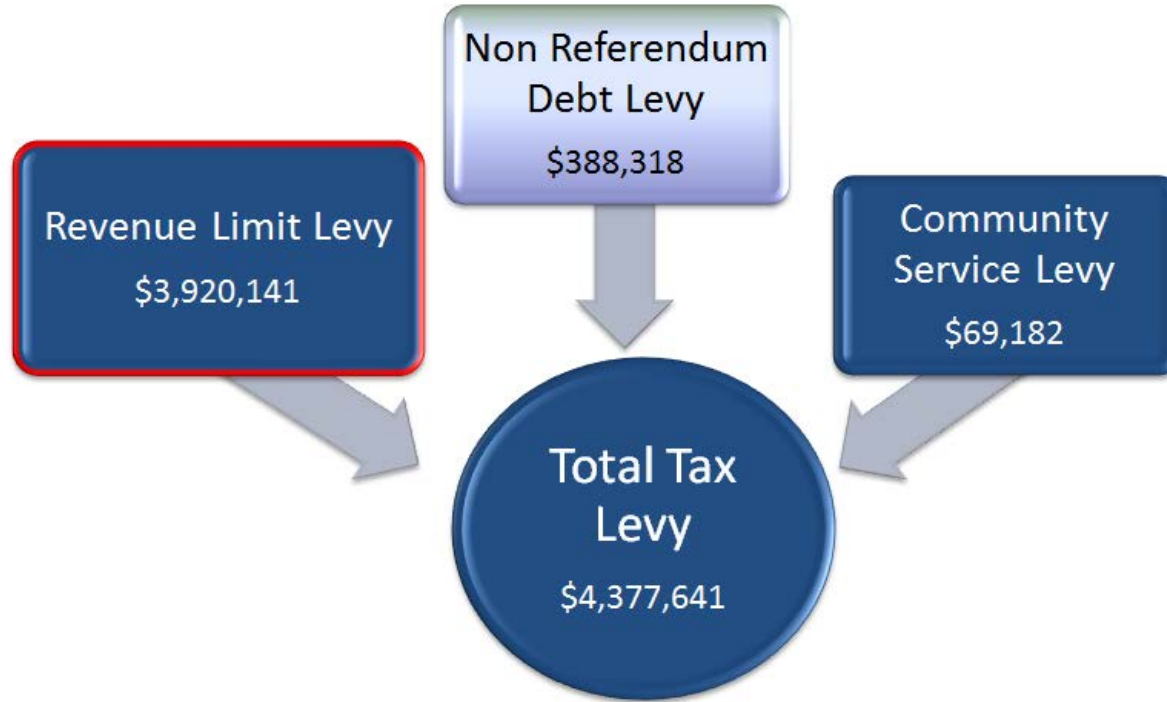
Proposed 2016-17 Tax Levy - \$69,100

- 2015-16 Tax Levy - \$23,600
- Minimal tax increase

Purpose

- Develop and administer all facets of the adult/youth education and recreation programs to include: adult/youth community education and recreation programs.

Total School Based Tax Levy






Total School Based Tax Levy

PROPOSED PROPERTY TAX LEVY			
FUND	Audited 2014-15	Audited 2015-16	Budget 2016-17
General Fund	4,190,986.00	4,223,631.00	3,920,141.00
Referendum Debt Service Fund	785,600.00	576,000.00	0.00
Non-Referendum Debt Service Fund	71,143.00	367,000.00	388,318.00
Capital Expansion Fund	0.00	0.00	0.00
Community Service Fund	23,600.00	23,600.00	69,182.00
TOTAL SCHOOL LEVY	5,071,329.00	5,190,231.00	4,377,641.00
PERCENTAGE INCREASE -- TOTAL LEVY FROM PRIOR YEAR		2.34%	-15.66%

Calculating the Mill Rate





20 15 - 20 16 C o m p a r i s o n

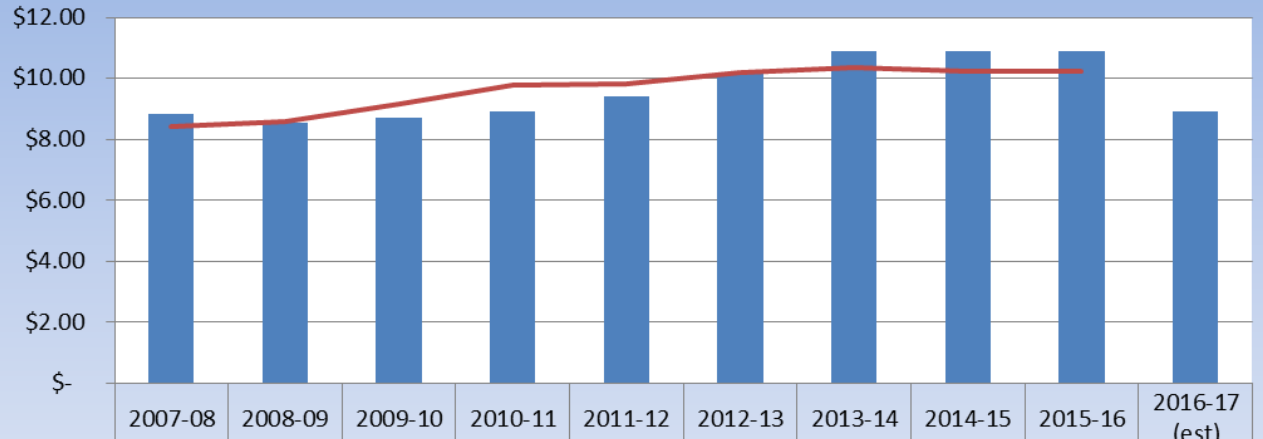
2015		
Property Value \$100,000	Mill Rate \$10.89	School-Based Tax \$ \$1,089



2016 (Projected)		
Property Value \$100,000	Mill Rate \$8.92	School-Based Tax \$ \$892

Mill Rate History

Mill Rate History



Belleville	\$8.84	\$8.54	\$8.72	\$8.90	\$9.43	\$10.19	\$10.91	\$10.89	\$10.89	\$8.92
State Average	\$8.43	\$8.58	\$9.15	\$9.76	\$9.84	\$10.19	\$10.36	\$10.25	\$10.24	

Equalized Property Value

Municipality	<u>'13-'14</u>	<u>'14-'15</u>	<u>% Δ</u>	<u>'15-'16</u>	<u>% Δ</u>
T. Montrose	\$99,576,345	\$98,655,099	-0.93%	\$98,456,278	-0.20%
% of district	21.13%	21.19%		20.66%	
T. Oregon	\$17,895,925	\$17,895,304	0.00%	\$18,225,270	1.84%
% of district	3.80%	3.84%		3.82%	
T. Primrose	\$4,122,497	\$4,067,872	-1.33%	\$4,253,013	4.55%
% of district	0.87%	0.87%		0.89%	
V. Belleville	\$180,303,800	\$177,296,200	-1.67%	\$181,130,500	2.16%
% of district	38.26%	38.08%		38.01%	
T. Brooklyn	\$31,574,721	\$29,321,514	-7.14%	\$29,911,896	2.01%
% of district	6.70%	6.30%		6.28%	
T. Exeter	\$137,775,398	\$138,334,477	0.41%	\$144,557,845	4.50%
% of district	29.24%	29.71%		30.34%	
Total EQ Property Value	\$471,248,686	\$465,570,466	-1.20%	\$476,534,802	2.36%



Referendum 2016

- On August 16, 2016, the School District of Belleville Board of Education unanimously approved a referendum ballot resolution to be presented to the community for vote.
- The referendum amount is not-to-exceed a total project cost of \$20.75 million.
- The vote will be November 8, 2016 during the general election.
- The comprehensive facilities plan will address learning spaces, safety and security, infrastructure and building systems, and building consolidation.
- More information can be found on the district website:
<http://www.belleville.k12.wi.us/district/referendum2016.cfm>



Anticipated Impact of Referendum

2015		
Property Value \$100,000	Mill Rate \$10.89	School-Based Tax \$ \$1,089

↓

2016 (Projected)		
Property Value \$100,000	Mill Rate \$8.92	School-Based Tax \$ \$892

↓

2016 with successful referendum		
Property Value \$100,000	Mill Rate \$11.04	School-Based Tax \$ \$1,104



Join us for a

COMMUNITY OPEN HOUSE

to learn more about the upcoming


FACILITIES REFERENDUM

— OPEN HOUSES —

Attend either of the informational events
held at the Intermediate School Cafeteria

Thursday, September 8, 6:30-8:00pm

Wednesday, October 5, 6:30-8:00pm



Learn about the District needs and referendum at
belleville.k12.wi.us



School District of Belleville

Questions ?

Thank you for attending the
2016 Budget Hearing

We will proceed to the Annual
Meeting



Every day,
Educators give
their heart away,
In every possible way.

Discover · Engage · Achieve

School District of
BELLEVILLE

www.belleville.k12.wi.us

608-835-6120

